



AUTORIDERS RENT - A - CAR

30.05.2018

To,

The Stock Exchange, Mumbai,
Phiroz Jeejeebhoy Towers,
Dalal Street,
Mumbai-400001.

Dear Sir,

Sub:- Outcome of the meeting of the Board of Directors

Ref:- Script Code:- 512277

This is to inform you that the Board of Directors of the Company met on Tuesday, 30.05.2018 at our registered office and have noted and approved the following matters:-

- 1) Approved Audited Financial results for the year ended 31.03.2018
- 2) Approved resignation of Company Secretary being Ms.Shrima S.Shetty w.e.f 1.06.2018
- 3) Approved appointment of Company Secretary being Mr.Shreyas V.Ponkshe w.e.f 01.06.2018
- 4) Approved appointment of Shilpa K.Shah, Practising Company Secretary as Secretarial Auditor of the company for the financial year 2018-19.

We are now enclosing herewith the signed Audited Financial Results of the company for the year ended 31.03.2018 alongwith Auditors Report and Statement on Impact of Audit Qualifications for audit report with modified opinion as required vide SEBI Circular No CIR/CFD/CMD/56/2016 dated May 27, 2016.

The said Board meeting commenced at 3.30 pm and concluded at 5.30 pm.

Please take note of this and put up the above for the information of the members of the company.

This is for your information.

Yours Faithfully,

For Autoriders International Limited,

Maneka Mulchandani
Director
DIN:-00491027



AUTORIDERS INTERNATIONAL LIMITED

4A, Vikas Centre, S. V. Road, Santacruz-West, Mumbai-400 054.

Tel.No. 022-42705201/02 Fax No. 022-66944057 CIN : L70120MH1985PLC037017

STANDALONE AUDITED FINANCIAL RESULTS FOR THE YEAR ENDED 31ST MARCH 2018

(Rs. in Lakhs)

Particular	3 Months Ended			Year Ended	
	31.03.2018 Audited	31.12.2017 Unaudited	31.03.2017 Audited	31.03.2018 Audited	31.03.2017 Audited
1 a. Net Sales / Income from Operation	1693.64	1645.44	1524.84	6501.80	6023.86
b. Other operation income	-	-	-	-	-
Total Income from Operations	1693.64	1645.44	1524.84	6501.80	6023.86
2 Other Income	14.85	3.08	45.53	29.32	82.82
3 Total Income (1+2)	1708.49	1648.52	1570.37	6531.12	6106.68
4 Expenses					
a. Employee benefits expense	169.60	202.63	185.16	718.54	727.33
b. Depreciation and amortisation expense	137.06	142.17	178.91	560.59	628.21
c. Finance Cost	54.43	49.24	78.86	202.47	250.20
d. Other expenses	1273.54	1279.65	1095.16	4990.07	4363.24
Total Expenses(4 a.to 4 h.)	1634.63	1673.69	1538.09	6471.67	5968.98
5 Profit from operations before exceptional items and tax (3-4)	73.86	(25.17)	32.28	59.45	137.70
6 Exceptional items	17.40	-	-	17.40	-
7 Profit / (loss) before tax (5+6)	56.46	(25.17)	32.28	42.05	137.70
8 Tax expenses:					
a) Current Tax	(46.00)	-	(41.30)	(46.00)	(41.30)
b) Deferred Tax	22.88	-	17.53	22.88	17.53
c) Tax Adjustment	-	-	-	1.19	-
9 Net Profit / (loss) after tax (7-8)	33.34	(25.17)	8.51	20.12	113.93
10 Other Comprehensive Income					
A) Items that will not be reclassified to profit or loss	-	-	-	-	-
B) Items that will be reclassified to profit or loss	-	-	-	-	-
Total other comprehensive income(A+B)	-	-	-	-	-
11 Total Comprehensive Income (9+10)	33.34	(25.17)	8.51	20.12	113.93
10 Paid-up Equity Share Capital - Face Value of Rs. 10 each	49.01	49.01	24.51	49.01	24.51
11 Reserves Excluding Revaluation Reserve as per Balance Sheet of previous accounting year	-	-	-	-	-
12 Earning per share (EPS):					
Basic & Diluted EPS before Extraordinary items	6.80	(5.14)	3.47	4.11	46.49
Basic & Diluted EPS after Extraordinary items	6.80	(5.14)	3.47	4.11	46.49
13 Public Share holding					
I. Number of Shares	140140	140140	70070	140140	70070
II. Percentage of Shareholding	28.59%	28.59%	28.59%	28.59%	28.59%
14 Promoter and Promoter Group Share Holding					
a. Pledged and encumbered					
I.No of Shares	-	-	-	-	-
II.Percentage of Shares (as a % of shareholding of promoter and promoter group)	-	-	-	-	-
III.Percentage of Shares (as % of the total share capital of the Company)	-	-	-	-	-
b. Non encumbered					
I.No of Shares	350000	350000	175000	350000	175000
II.Percentage of Shares (as % of the total shareholding of Promotor and promoter group)	100.00%	100.00%	100.00%	100.00%	100.00%
III.Percentage of Shares (as % of the total share capital of the Company)	71.41%	71.41%	71.41%	71.41%	71.41%

1 The Company has only one segment.

2 The figures of the previous period have been regrouped / rearranged wherever considered necessary.

3 The above results have been reviewed by the Audit Committee and approved by Board of Directors in their meeting held on 30th May 2018.


4 On 1st April 2017, the company has adopted Indian Accounting Standards (IND AS) as notified by the Ministry of Company affairs with effect from 1st April 2016. However there are no material adjustments required for financial results for previous quarters/year already published.

5 Number of Investors complaints received and disposed off during the quarter ended 31st March 2018

I) Pending at the beginning of the quarter :- NIL, II) Received during the quarter :- NIL

III) Disposed off during the quarter :- NIL, IV) Unresolved at the end of the quarter :- NIL

6 The company has issued and allotted 2,54,070 equity shares to the eligible shareholders on the record date i.e., 31st October 2017 as Bonus equity shares by capitalizing reserves, on 1st November, 2017. The earnings per share figures for the quarter ended 31st December 2017 and Year ended 31st March 2018 have been restated to give effect to the allotment of bonus shares.




7 The above is an extract of the detailed format of the quarterly financial results filed with the Bombay Stock Exchange and National Stock Exchange under regulation 33 of the SEBI (listing obligation and disclosure requirements) regulations 2015. The full format of the quarterly financial results are available on the Stock Exchange website as well as on the company's website www.autoriders.in.

8) Reconciliation between financial results as reported under previous Indian GAAP and IND AS is as under

S.No.	Particulars	Year ended 31-03-2018	Year ended 31-03-2017
1	Net Profit/(Loss) after tax for the period as per IGAAP	20.12	113.93
2	Impact of IND AS on comprehensive Income	-	-
3	Impact of IND AS on other comprehensive Income	-	-
4	Total comprehensive income for the period as per IND AS	20.12	113.93

9) Reconciliation of Equity as reported under previous Indian GAAP and IND AS

S.No.	Particulars	Year ended 31-03-2017	Year ended 31-03-2016
1	Equity as reported under Indian GAAP	1230.87	1116.95
2	Proposed Dividend	-	-
3	Fair Valuation of employee liabilities	-	-
4	Tax impact on Ind AS adjustments	-	-
5	Equity as per Ind AS	1230.87	1116.95



Place: Mumbai
Dated: 30.05.2018


By Order of the Board
For AUTORIDERS INTERNATIONAL LIMITED

Maneka Mulchandani
MANEKA MULCHANDANI
Director

STATEMENT OF ASSETS AND LIABILITIES.

(Rs. In Lakhs)

		As at 31- March 2018	As at 31- March 2017	As at 1-April 2016
A	ASSETS			
1	Non-Current Assets			
	a) Property, Plant & Equipment	2,062.99	2,229.43	2,344.57
	b) Intangible assets	6.91	12.37	12.21
	c) Financial assets			
	i) Other investments	0.87	0.87	0.87
	ii) Loans	60.03	60.27	56.77
	d) Non current Advance tax assets(net)	262.35	244.98	238.68
	Total Non-Current Assets	2,393.15	2,547.92	2,653.10
2	Current Assets			
	a) Financial Assets			
	i) Trade Receivables	1,434.71	1,179.88	1,296.94
	ii) Cash & Cash Equivalents	136.74	150.79	132.67
	iii) Bank balance other than above	112.09	96.58	90.09
	iv) Other Financial Assets	2.44	1.88	4.08
	b) Other Current Assets	172.94	157.02	69.92
	Total Current Assets	1,858.92	1,586.15	1,593.70
	TOTAL ASSETS	4,252.07	4,134.07	4,246.80
B	EQUITY AND LIABILITIES			
1	Equity			
	a) Equity Share Capital	49.01	24.51	24.51
	b) Other Equity	1,201.55	1,206.36	1,092.45
	Total Equity	1,250.56	1,230.87	1,116.96
2	Non Current Liabilities			
	a) Financial Liabilities			
	i) Borrowings	576.45	720.16	834.20
	ii) Other financial Liabilities	263.98	187.27	114.48
	b) Deferred Tax Liability(Net)	182.35	208.54	226.07
	Total Non Current Liabilities	1,022.78	1,115.97	1,174.75
3	Current Liabilities			
	a) Financial Liabilities			
	i) Borrowings	273.27	284.81	299.11
	ii) Trade Payable	762.99	549.31	740.59
	ii) Other financial Liabilities	793.44	800.66	707.42
	b) Other Current Liabilities	117.21	126.93	186.94
	c) Provisions	31.82	25.52	21.03
	d) Current Tax Liabilities(Net)			
	Total Current Liabilities	1,978.73	1,787.23	1,955.09
	TOTAL EQUITY AND LIABILITIES	4,252.07	4,134.07	4,246.80



For AUTORIDERS INTERNATIONAL LIMITED

Maneka Mulchandani
MANEKA MULCHANDANI
Director



K. P. D & CO.

CHARTERED ACCOUNTANTS
(Proprietor : Khushboo P. Doctor)

A/401, Ratna Rajul, Near Patel Nagar,
M. G. Road, Kandivali (West),
Mumbai - 400 067.

Mobile No. : 8108055597
9819723227

Telefax : (9122) 2302 0050

E-mail : khushboo_doctor@yahoo.co.in


Independent Auditor's Report on Quarterly Financial Results and Annual Financial Results of the Company Pursuant to the Regulation 33 of the SEBI (Listing obligations and disclosure Requirements) Regulations, 2015

To,
The Board of Directors,
Autoriders International Limited

1. We have audited the quarterly financial results of Autoriders International Limited ('the company') for the quarter ended 31st March 2018 and the annual financial results for the year ended 31st March 2018, attached herewith, being submitted by the company pursuant to the requirement of Regulation 33 of the SEBI (Listing Obligations and Disclosure Requirements) Regulations, 2015 ('Listing Guidelines'). Attention is drawn to the fact that the figures for the quarter ended 31st March 2018 and the corresponding quarter ended in the previous year as reported in these annual financial results are the balancing figures between the audited figures in respect of the full financial year and the published year to date figures up to the end of the third quarter had only been reviewed and not subjected to the audit.
2. The financial results for the quarter ended 31st March, 2018 have been prepared on the basis of the financial results for the nine month period ended 31st December 2017, the audited annual financial statements as at and for the year ended 31st March 2018, and the relevant requirements of the Regulation 33 of the SEBI (Listing Obligations and Disclosure Requirements) Regulations, 2015 and are the responsibility of the Company's management and have been approved by the Board of Directors of the Company. Our responsibility is to express an opinion on these financial statements based on our audit of the annual financial statements which have been prepared in accordance with the recognition and measurement principles laid down in the Companies (Indian Accounting Standards) Rules, 2015 as per section 133 of the Companies Act 2013 and other accounting principles generally accepted in India and in compliance with Regulation 33 of the Listing Guidelines.
3. We conducted our audit in accordance with the auditing standards generally accepted in India. Those standards require that we plan and perform the audit to obtain reasonable assurance about whether the financial results are free from of material mis-statement. An audit includes examining, on a test basis, evidence supporting the amounts disclosed as financial results. An audit also includes assessing the accounting principles used and significant estimates made by management. We believe that our audit provides a reasonable basis of our opinion.
4. Attention is drawn to the following:
 - i) The company has not provided for Goods and Service Tax (GST) payable on Reverse Charge Mechanism (RCM) basis amounting to Rs. 19.63 lacs.



- ii) The company has paid interest on service tax amounting to Rs. 14.01 lacs in subsequent year but pertaining to the year under audit but the same is not provided for in the profitability statement of current year.
- iii) The company has paid various amounts of differential service tax amounting to Rs. 25.28 lacs pertaining to the current year and earlier years but the same is not charged to the profitability statement and kept under Other Current Assets as in the opinion of the management the same will be adjusted in future to profitability of the year in which the demand is received from the service tax department.
5. In our opinion and to the best of our information and according to the explanations given to us, these quarterly financial results as well as the year to date results:
- are presented in accordance with the requirements of the Regulation 33 of the SEBI (Listing Obligations and Disclosure Requirements) Regulations, 2015; and
 - gives a true and fair view of the net loss and other financial information for the quarter ended 31st March 2018 and for the year ended 31st March, 2018, subject to the comments given in para 4 above.



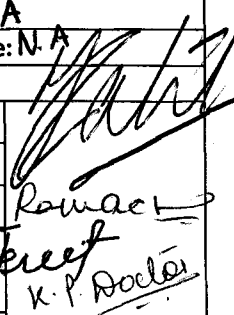
For M/s K.P.D & Co.
Chartered Accountants
FRN no. 136856W

K. P. Doctor

Miss Khushboo P. Doctor (Proprietor)
M. No. 135634

Place: Mumbai
Date: 30th May 2018

**Statement on Impact of Audit Qualifications (for audit report with modified opinion) submitted
along-with Annual Audited Financial Results - (Standalone and Consolidated separately)**

Statement on Impact of Audit Qualifications for the Financial Year ended March 31, 2018				
[See Regulation 33 / 52 of the SEBI (LODR) (Amendment) Regulations, 2016]				
I.	Sl. No.	Particulars	Audited Figures (as reported before adjusting for qualifications)	Adjusted Figures (audited figures after adjusting for qualifications)
	1.	Turnover / Total income	6531.12	6531.12
	2.	Total Expenditure	6511	6569.92
	3.	Net Profit/(Loss)	20.12	(38.80)
	4.	Earnings Per Share	4.11	(7.92)
	5.	Total Assets	4252.07	4310.99
	6.	Total Liabilities	4252.07	4310.99
	7.	Net Worth	1250.56	1191.64
	8.	Any other financial item(s) (as felt appropriate by the management)	-	-
II.	Audit Qualification (each audit qualification separately):			
	a. Details of Audit Qualification:			
	i) The company has not provided for Goods and Service Tax (GST) payable on Reverse Charge Mechanism (RCM) basis amounting to Rs. 19.63 lacs.			
	ii) The company has paid interest on service tax amounting to Rs. 14.01 lacs in subsequent year but pertaining to the year under audit but the same is not provided for in the profitability statement of current year.			
	iii) The company has paid various amounts of differential service tax amounting to Rs. 25.28 lacs pertaining to the current year and earlier years but the same is not charged to the profitability statement and kept under Other Current Assets as in the opinion of the management the same will be adjusted in future to profitability of the year in which the demand is received from the service tax department.			
	b. Type of Audit Qualification : Qualified Opinion / Disclaimer of Opinion / Adverse Opinion			
	c. Frequency of qualification: Whether appeared first time / repetitive / since how long continuing			
	d. For Audit Qualification(s) where the impact is quantified by the auditor, Management's Views:			
	RCM on GST is not provided as the same is suspended. The figures as quantified would be provided for after receiving the formal demand from concerned authorities after completion of enquiry.			
	e. For Audit Qualification(s) where the impact is not quantified by the auditor: N.A			
	(i) Management's estimation on the impact of audit qualification: N.A			
	(ii) If management is unable to estimate the impact, reasons for the same: N.A			
	(iii) Auditors' Comments on (i) or (ii) above: N.A			
III.	Signatories:			
	• CEO/Managing Director - MR. TAPAN PATEL			
	• CFO - MR. RAMACHANDRAN C. G.			
	• Audit Committee Chairman - MR. GOKULSINGH RAJPUT			
	• Statutory Auditor - KHUSHBOO P. DOCTOR.			
	Place: MUMBAI			
	Date: 30.05.2018			

